

The tree protection fencing is to be erected enclosing the root protection areas around the trees being retained as shown on this drawing and appendix 1. In some areas, the site hoarding may be sufficient to act as the protective fencing if the tree and its root zone are positioned outside and no works are envisaged within the area outside the site hoarding. This will need to be discussed and agreed at the initial site meeting.

Where tree protection fencing is needed, this will need to be 2.3m high and constructed in accordance with figure 2 of BS 5837:2012 (see detail on drawing & appendix 1) using vertical and horizontal scaffold bars or similar well braced together with the verticals spaced out at a maximum of 3m centres. Onto this, weld mesh panels (harris fence panels) are to be securely fixed with wire or scaffold clamps.

Signs are to be attached to these fences warning people that this is a protective area and that the fencing must be maintained in good condition in accordance with the approved plans and drawings for this development.

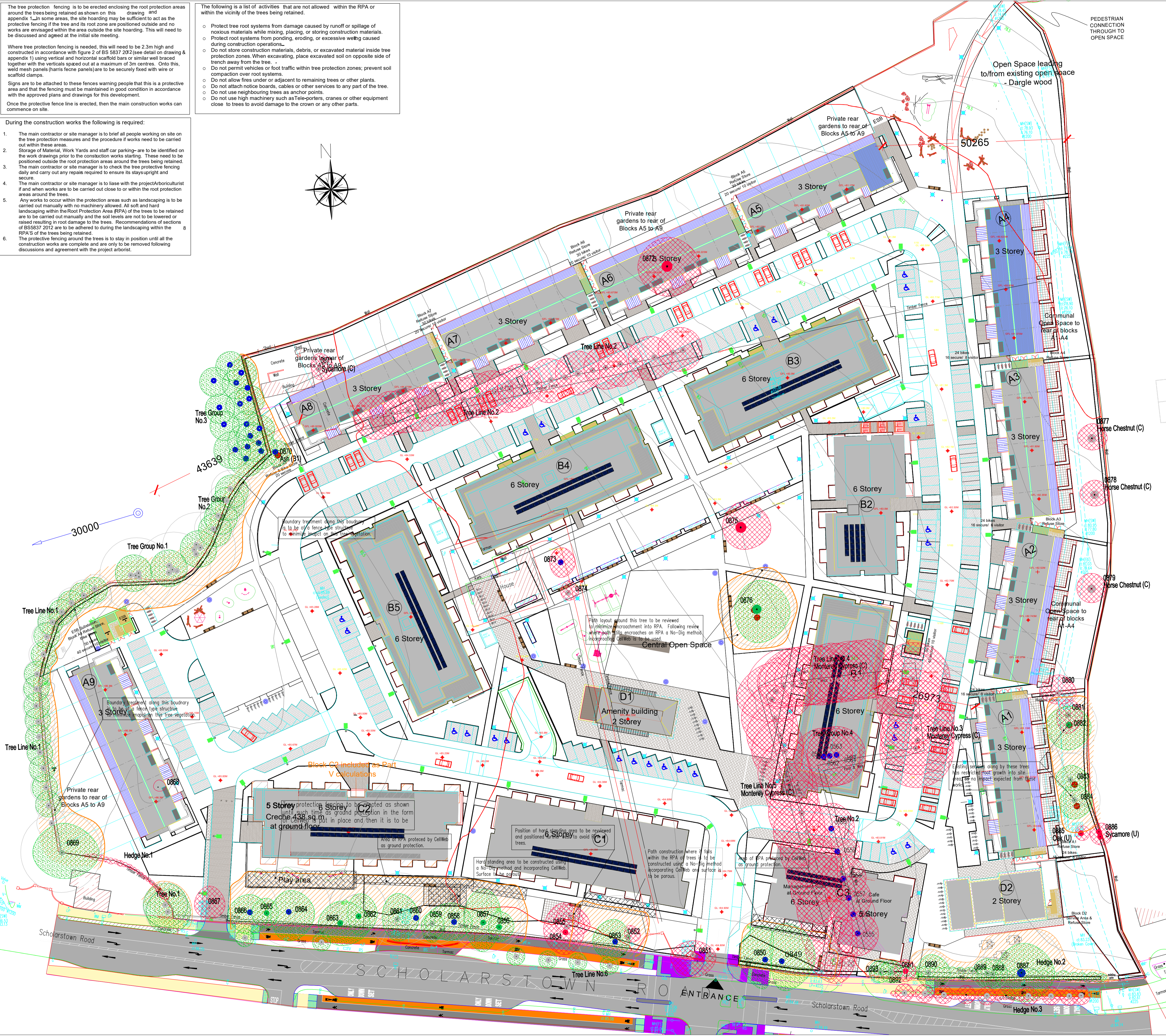

Once the protective fence line is erected, then the main construction works can commence on site.

The following is a list of activities that are not allowed within the RPA or within the vicinity of the trees being retained.

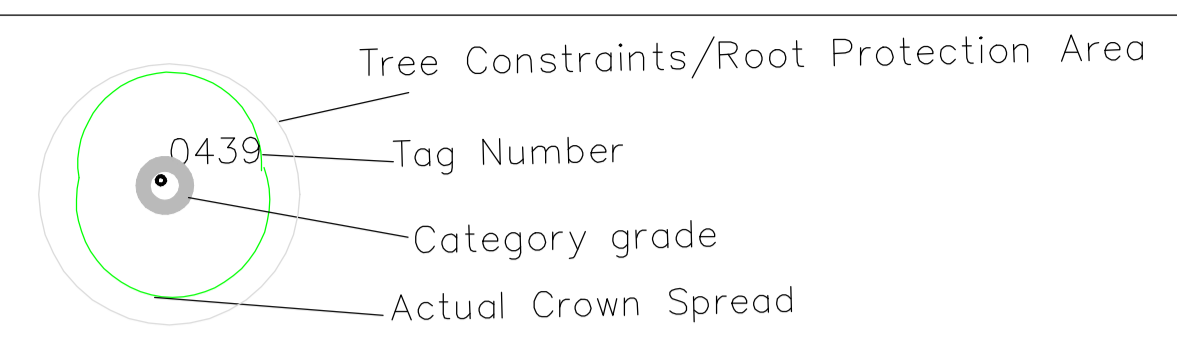
- Protect tree root systems from damage caused by runoff or spillage of noxious materials while mixing, placing, or storing construction materials during construction operations.
- Protect root systems from ponding, eroding, or excessive wetting caused by construction operations.
- Do not store construction materials, debris, or excavated material inside tree protection zones. When excavating, place excavated soil on opposite side of trench away from the tree.
- Do not permit vehicles or foot traffic within tree protection zones; prevent soil compaction over root systems.
- Do not allow fires under or adjacent to remaining trees or other plants.
- Do not attach notice boards, cables or other services to any part of the tree.
- Do not use neighbouring trees as anchor points.
- Do not use high machinery such as Tele-porters, cranes or other equipment close to trees to avoid damage to the crown or any other parts.

During the construction works the following is required:

- The main contractor or site manager is to brief all people working on site on the tree protection measures and the procedure if works need to be carried out within these areas.
- Storage of Material, Work Yards and staff car parking - are to be identified on the work drawings prior to the construction works starting. These need to be positioned outside the root protection areas around the trees being retained.
- The main contractor or site manager is to check the tree protective fencing daily and carry out any repairs required to ensure it stays upright and secure.
- The main contractor or site manager is to liaise with the project Arboriculturist if and when works are to be carried out close to or within the root protection areas around the trees.
- Any works to occur within the protection areas such as landscaping is to be carried out manually with no machinery allowed. All soil and hard landscaping within the Root Protection Area (RPA) of the trees to be retained are to be carried out manually and the soil levels are not to be lowered or raised resulting in root damage to the trees. Recommendations of sections of BS5837 2012 are to be adhered to during the landscaping within the RPA'S of the trees being retained.
- The protective fencing around the trees is to stay in position until all the construction works are complete and are only to be removed following discussions and agreement with the project arborist.



Notes:



BS5837: 2012 – Category Retention Rating

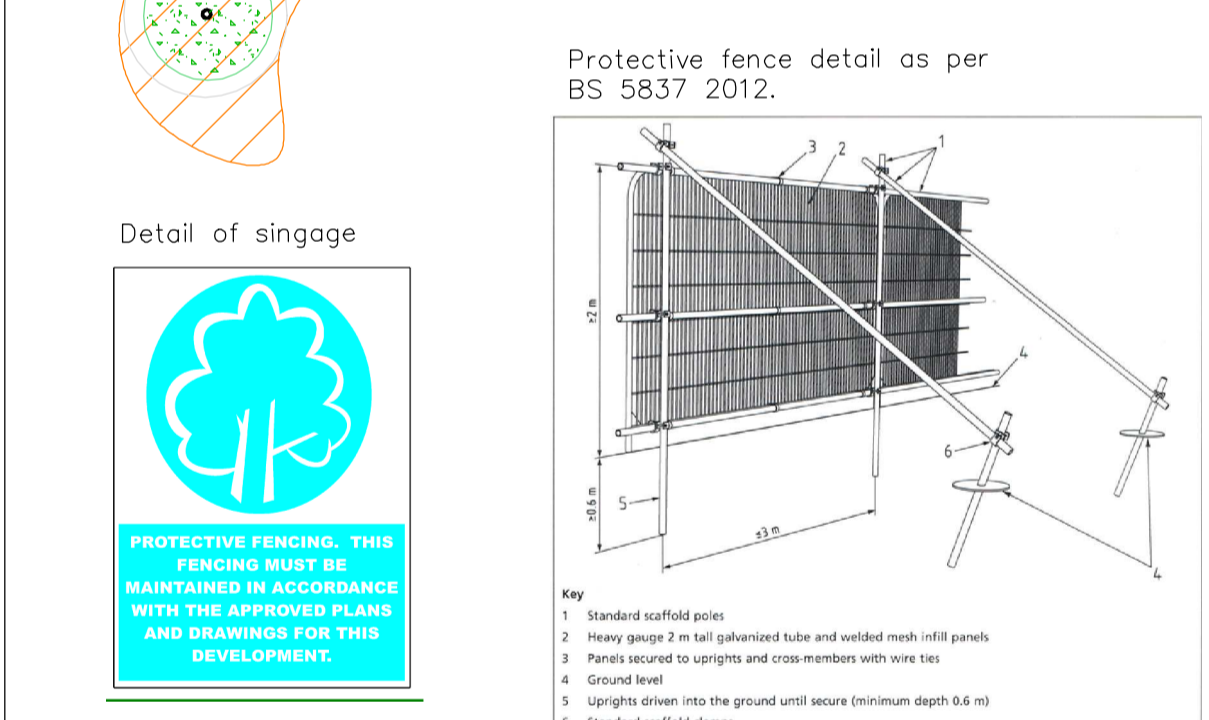
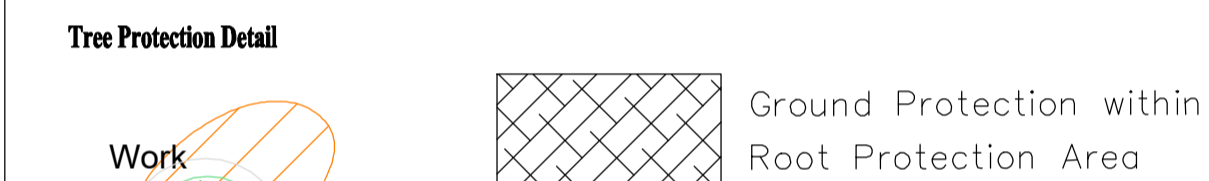
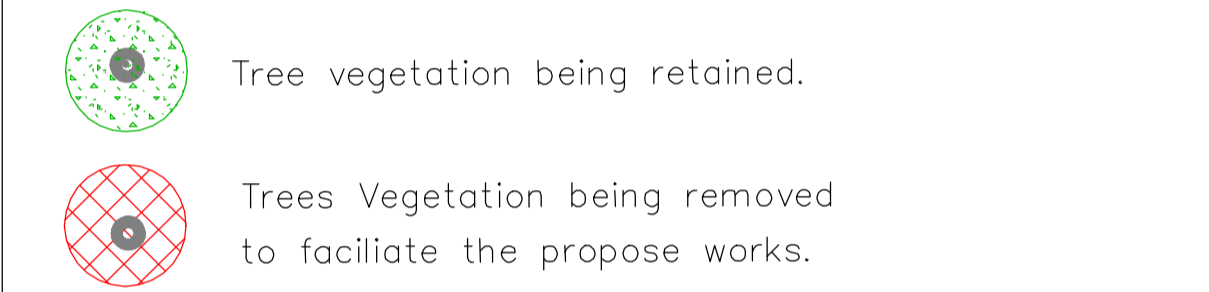
Category U Trees – Trees in such a condition that any existing value would be lost within 10 years or being recommended for removal sound arboricultural practice.

Category A Trees – Trees of high quality/value with a min. of 40 years life expectancy.

Category B Trees – Trees of moderate quality/value with a min. of 20 years life expectancy.

Category C Trees – Trees of low quality/value with a min. of 10 years life expectancy.

- Sub Categories
- 1 – Mainly Arboricultural values
 - 2 – Mainly Landscape values
 - 3 – Mainly cultural and conservation values.



Schedule of events

Works	Schedule
Site Meeting	Prior to any works commencing.
Tree Works – Felling & Pruning	Prior to any construction works commencing.
Tree Protection	After tree removal and pruning is complete and prior to any construction works commencing. The erection and removal of the protective fencing is to be scheduled in accordance with the phasing of the construction works.
Site Monitoring	Ongoing throughout the construction works.
Removal of Tree Protection	Once all the main construction works are completed and in order to incorporate the area into the finished development.
Tree Review and Certification	Once all works are complete.

ARBORIST ASSOCIATES LTD.
 94 BALLYBAWN COTTAGES, ENNISKERRY, CO. WICKLOW
 TEL: 01-2742011 / 087-2629589

TITLE: Tree Protection Plan
Site: Beechpark, Scholarstown Road, Dublin 16.

DATE: Dwg No.BPS002 Scale 1:500 © A1